

嘉義市全英語教案甄選

封面

主題名稱：Listen, Speak and Draw

參賽組別：Junior High School 國中

適合年級：the Seventh Grade 七年級

設計理念：

there is / there are用於表示「在某個地方有某人或某物」，這個句型強調「人、生物或物品的存在於某個位置」，但很多人會因為中文翻譯是「有」，而誤用 there have 或 there has，因此設計此學習活動的目的是希望讓學生在情境與畫圖中了解語意，進而建構語言規則並熟悉句型的使用方式與時機，以讓學生了解何時用此句型以及此句型傳達之溝通功能為何，讓學生在完成information gap的任務中，自然而然使用該句型或文法觀念，落實文法句型在語言中的角色。

作 品 編 號 :

附件四

全英語教學~教案設計

領域/科目	Language 語文/ English 英語	教案總字數	3000
實施年級	The seventh grade 七年級	總節數	此為第6單元的第3節，本單元共5節
單元名稱	Book One U6 There Are Some Elephants Over There		
設計依據			
學習重點	學習表現	<ul style="list-style-type: none"> ● 1-IV-3能聽懂基本或重要句型的句子。 ● 2-IV-6能依人、事、時、地、物作簡易的描述或回答。 ● 2-IV-7能依人、事、時、地、物作簡易的提問。 ● 3-IV-6能看懂基本的句型。 ● 6-IV-1樂於參與課堂中各練習活動，不畏犯錯。 	<p>核 心 素 養</p> <ul style="list-style-type: none"> ● 英-J-B1具備聽、說、讀、寫英語文的基礎素養，在日常生活常見情境中，能運用所學字詞、句型及肢體語言進行適切合宜的溝通與互動。
	學習內容	<ul style="list-style-type: none"> ● Ad-IV-1國中階段所學的文法句型 ● B-IV-2國中階段所學字詞及句型的生活溝通。 ● B-IV-5人、事、時、地、物的描述及問答。 ● B-IV-6圖片描述。 	<p>呼 應 重 點</p> <ul style="list-style-type: none"> ● 用情境式教學方式，藉由教室與中客廳的擺設來練習there is /there are 的句型。 ● 以information gap 與畫圖方式，增加學生以本單元文法句型溝通的動機，增加聽說練習的機會。
議題融入	實質內涵		
	所融入之學習重點		
與其他領域/科目的連結			

教材來源	Hanlin Textbook: U6	
教學設備/資源	computer, IPAD, worksheets	
學習目標		
<ul style="list-style-type: none"> ● Students will be able to understand and use the sentence pattern: “There is/ There are....+adverb phrases of places.” ● Students will be able to ask and answer the questions by using the sentence patterns: “Is there /Are there...+adverb phrases of places?” “Yes, there is. / No, there isn’t.” ● Students will be able to understand the responses and then draw simple pictures on the worksheet. 		
教學活動設計		
教學活動內容及實施方式	時間	備註
I. Warm up The teacher asks the students questions about the locations of the objects in the classroom to review the adverb prepositions: in, on, under, behind, between, next to, beside. T: Class, look here. Where is my English book? Ss: On the desk. T: And where is the blackboard? Ss: In the front of the classroom.	3 minutes	
II. Introduction (Presentation) A. Introduce the sentence pattern “There is/are +N. +adverb phrases of places” by describing the objects in the classroom. The students will be able to recognize the differences between the singular and plural forms and furthermore make declarative sentences. For examples: There is a blackboard in the classroom. There is a fan beside the desk. There are two books on the desk. There are not any boy students in the class. B. Introduce the sentence pattern “Is/Are there +N +adverb phrases of places? Yes, there is/are. No, there isn’t/ aren’t.” by using PPT and the students	10 minutes	Computer Projector

<p>will be able to understand how to make interrogative sentences and how to answer the questions.</p> <p>III. Activities (Practice/Production)</p> <p>A. Get the students to practice the singular and plural forms by taking the quiz “There is or There are” on Wordwall. After the quiz, read aloud the correct sentences. https://wordwall.net/resource/63277038</p> <p>B. Get the students to practice affirmative and negative sentences by taking the quiz on Wordwall. After the quiz, read aloud the correct sentences. https://wordwall.net/resource/33752693</p> <p>C. Get the students to practice answering the interrogative sentences by taking the quiz on Wordwall. After the quiz, read aloud the correct sentences. https://wordwall.net/resource/13307561</p>	<p>15 minutes</p>	<p>IPAD</p>
<p>IV. Assessment (Production)</p> <p>Pair Work: During the pair work, one of the students will get worksheet A and the other will get worksheet B. (See Appendix) Each student will interview their partner to finish the information gap and then give scores.</p>	<p>17 minutes</p>	<p>Worksheet</p>

Listen, Speak and Draw (Worksheet A)









Class: ___ No: ___ Name: ___

Step One Draw Your Own Room

Please pick six of the items listed below and draw them in your room. Make sure you put them in different positions according to the following prepositions.

(請使用提示的地方介係詞,從下列物品挑選其中六種,將它們畫入房間中)



Items in your room			
a clock	a book bag	a ball	a cat
			
a cellphone	pens	books	boxes
			

Prepositions you need to use when using adverb phrases of places

in on under next to behind between

Step Two Pair Work (Listen, Speak and Draw)

Interview your partner with worksheet B. Use the following sentence patterns and finish drawing your partner's room. In the process, don't look at your partner's picture.

(用以下句型訪問夥伴，並畫下對方房間的物品擺設，過程中請勿觀看對方的圖畫。)

A: Is there a cat in your room? B: Yes, there is a cat under the chair. / No, there isn't.

A: Are there any books in your room? B: Yes, there are three books on the desk. / No, there aren't.

(Your partner's room)



Step Three Check and Score

Look at the picture your partner drew for you and give him/her scores. Each item drawn at the correct position can get one point and the perfect score is six.

(評分伙伴為你畫的圖片，每個品項位置正確得一分，最高分是6分)

My Scores	Signature

Appendix: Worksheet B

Listen, Speak and Draw (Worksheet B)









Class: __ No: __ Name: __

Step One Draw Your Own Room

Please pick six of the items listed below and draw them in your room. Make sure you put them in different positions according to the following prepositions.

(請使用提示的地方介係詞,從下列物品挑選其中六種,將它們畫入房間中)



Items in your room			
a clock	a book bag	a ball	a cat
			
a cellphone	pens	books	boxes
			
Prepositions you need to use when using adverb phrases of places			
in on under next to behind between			

Step Two Pair Work (Listen, Speak and Draw)

Interview your partner with worksheet B. Use the following sentence patterns and finish drawing your partner's room. In the process, don't look at your partner's picture.

(用以下句型訪問夥伴，並畫下對方房間的物品擺設，過程中請勿觀看對方的圖畫。)

A: Is there a cat in your room? B: Yes, there is a cat **under the chair**. / No, there isn't.

A: Are there any books in your room? B: Yes, there are three books **on the desk**. / No, there aren't.

(Your partner's room)



Step Three Check and Score

Check the picture your partner drew for you and give him/her scores. Each item drawn at the correct position can get one point and the perfect score is six.

(評分伙伴為你畫的圖片，每個品項位置正確得一分，最高分是6分)

My Scores	Signature

附件五

課程實踐歷程

- 領域/科目/跨領域：語文領域/英語科
- 實施年級：the Seventh Grade (7年級)
- 授課教師：賴美雯

課程實踐歷程紀錄 (課堂學習活動照片、學生成果照片等)



說明 1 : Practice the sentence patterns by using the iPad

說明 2: Pair Work

Listen, Speak and Draw (Worksheet A)
 Class: 7th No: 5 Name: 李敏芝

Step One Draw Your Own Room
 Please pick six of the items listed below and draw them in your room. Make sure you put them in different positions according to the following prepositions.
 (請使用提示的地方介係詞從下列物品挑選其中六個, 將它們畫入房間中)

Room A

Items in your room	a clock	a book bag	a ball	a cat
a cellphone	pens	books	boxes	

Prepositions you need to use when using adverb phrases of places
 in on under next to behind between

Step Two Pair Work (Listen, Speak and Draw)
 Interview one student with worksheet B. Use the following sentence patterns and finish drawing your partner's room. In the process, don't look at your partners' picture.

A: Is there a cat in your room? B: Yes, there is a cat under the chair. / No, there isn't.
 A: Are there any books in your room? B: Yes, there are three books on the desk. / No, there aren't.

(Your partner's room)

Room B

Step Three Check and Score
 Compare your picture with the one your partner drew for you and give him/she scores. Each item drawn at the correct position can get one point and the perfect score is six.

My partner's Scores	Signature
6	Lindsey

說明3 the worksheet of a higher achiever


說明 4: the worksheet of a higher achiever









Listen, Speak and Draw (Worksheet B)

Class: 107 No: 1 Name: Lindsay

Step One Draw Your Own Room

Please pick six of the items listed below and draw them in your room. Make sure you put them in different positions according to the following prepositions.
(請使用提示的地方介係詞從下列物品挑選其中六種將它們畫入房間中)



Items in your room			
a clock  on	a book bag 	a ball  under	a cat  between
a cellphone  in	pens 	books  behind	boxes  next to
Prepositions you need to use when using adverb phrases of places			
in	on	under	next to
		behind	between


說明 5: the worksheet of a lower achiever

Step Two Pair Work (Listen, Speak and Draw)

Interview one student with worksheet B. Use the following sentence patterns and finish drawing your partner's room. In the process, don't look at your partner's picture.

A: Is there a cat in your room? B: Yes, there is a cat under the chair. / No, there isn't.
A: Are there any books in your room? B: Yes, there are three books on the desk. / No, there aren't.

(Your partner's room)



Step Three Check and Score

Compare your picture with the one your partner drew for you and give him/she scores. Each item drawn at the correct position can get one point and the perfect score is six.

My partner's Scores	Signature
5	蘇潔欣

說明 6: the worksheet of a lower achiever

課程實踐省思與回饋

1. 進行學習單的活動時，建議按照每一步驟逐步講解並請學生完成，再繼續進行下個步驟，對於理解力較差的學生較有幫助。

2. 高成就學生會較早完成wordwall 活動與學習單，可以請他們幫忙低成就的同學。